


Flexible Integrated System
Sistema Flessibile Integrato



Automatic Arm Pallet Wrapper System
Sistema Automatico Fasciapallet a Braccio Rotante

Connecting brackets | Piastre di collegamento | Set goussets de fixation | Kupplungen | Pletinas de union

Type Tipo Type Typ Tipo	RG	CT 1-2-3-4 type B	GTL GTR	CV RG	F105	F144-146 F344-345 F346	SK20 SR20 S26 SR46	XL35-46 SM11-XL33 SM44HD-S8 HM11T/B	AS-22	AG-21	HR
RG	CB3 S470838100A	CB26 S471353600A	CB7 S470900000A	CB3 S470838100A	CB4 S470838000A	CB2 S470837800A	CB1 S470837700A	CB2 S470837800A	CB9 S470837900A	CB14 S470900600A	N/A
CT1-2-3-4 type B	CB26 S471353600A	CB25 S471344000A	CB24 S471343900A	CB26 S471353600A	CB33 S471374300A	CB27 S471367400A	CB23 S471327100A	CB27 S471367400A	N/A	N/A	CB26 S471353600A
GTL - GTR	CB7 S470900000A	CB24 S471343900A	CB8 S477090100A	CB7 S470900000A	CB10 S470900200A	CB11 S470900300A	CB5 S470430800A	CB11 S470900300A	CB12 S470900400A	CB13 S470900500A	CB30 S471373000A
CV	CB3 S470838100A	CB26 S471353600A	CB7 S470900000A	CB3 S470838100A	CB3 S470838100A	CB2 S470837800A	CB1 S470837700A	CB2 S470837800A	CB9 S470837900A	CB14 S470900600A	CB28 S471372800A
F105	CB4 S470838000A	CB33 S471374300A	CB10 S470900200A	CB4 S470838000A	N/A	N/A	CB15 S470900700A	CB16 S470900800A	N/A	N/A	CB32 S471374000A
F144-146 F344-345-346	CB2 S470837800A	CB27 S471367400A	CB11 S470900300A	CB2 S470837800A	N/A	N/A	N/A	N/A	N/A	N/A	CB2 S470837800A
SK20 - SR20 S26 - SR46	CB1 S470837700A	CB23 S471327100A	CB5 S470430800A	CB1 S470837700A	CB15 S470900700A	N/A	N/A	N/A	N/A	N/A	CB1 S470837700A
XL35-46 SM11-XL33 SM44-S8 SM48	CB2 S470837800A	CB27 S471367400A	CB11 S470900300A	CB2 S470837800A	CB16 S470900600A	N/A	N/A	N/A	CB17 S470900900A	SBC0020024V	CB2 S470837800A
AS-22	CB9 S470837900A	CB9 S470837900A	CB12 S470900400A	CB9 S470837900A	N/A	N/A	N/A	CB17 S470900900A	N/A	N/A	CB9 S470837900A
AG-21	CB14 S470900600A	CB14 S470900600A	CB13 S470900500A	CB14 S470900600A	N/A	N/A	N/A	S470838100A	N/A	N/A	CB29 S471372900A
HR	N/A	CB26 S471353600A	CB30 S471373000A	CB28 S471372800A	CB32 S471374000A	CB2 S470837800A	CB1 S470837700A	CB2 S470837800A	CB9 S470837900A	CB29 S471372900A	CB31 S471373900A

N/A = Non applicabile | Not applicable | Pas applicable | Unanwendbar | No aplicable



Battery Tools
Reggiatrici a batteria



SIAT S.p.A.
Via Puecher, 22 - 22078 Turate (CO) Italy
Tel +39.02.964951 • Fax +39.02.968972
www.siat.com • siat@siat.com



CASE HANDLING SYSTEMS
SISTEMI DI TRASPORTO E ACCESSORI
SYSTEMES DE TRANSPORT POUR BOÎTES
FÖRDERSYSTEME FÜR KARTONS
SISTEMA DE TRANSPORTE DE CAJAS



STANDARD CONVEYORS
RULLIERE STANDARD
STANDARD CONVOYEURS
STANDARD ROLLENBAHNEN
TRANSPORTADORES ESTÁNDAR

RG / Ø 32 mm

Conveyor with low profile frame - roller Ø 32 mm

Piano a rulli Ø 32 mm a profilo basso
Plan a rouleaux a profil bas Ø 32 mm
Rollenbahnen mit niedrigem Profil Ø 32 mm
Tramo de rodillos de perfil bajo Ø 32 mm



SIAT
MAILLIS


Type Tipo Type Typ Tipo	W	L	Capacity Kg/Mt Portata Kg/Mt Capacité Kg/Mt Belastung Kg/Mt Capacidad Kg/Mt	n° rolls n° rulli n° rouleaux n° Rollen n° rodillos
RG	500	375	25 kg	5
RG	500	970	25 kg	13
RG	500	1950	25 kg	26
RG	650	375	25 kg	5
RG	650	970	25 kg	13
RG	650	1950	25 kg	26
RG	800	970	25 kg	13
RG	800	1950	25 kg	26



ST / 55 - 83 - 120

Adjustable legs for RG Ø 32 mm conveyors

Cavalletti per piani a rulli tipo RG Ø 32 mm
Pieds réglables pour convoyeurs RG Ø 32 mm
Verstellbare Stütze für Rollenbahnen typ RG Ø 32 mm
Patas ajustables para tramo de rodillos tipo RG Ø 32 mm



Type Tipo Type Typ Tipo	W	h
ST-55	500	380 / 550
ST-55	650	380 / 550
ST-55	800	380 / 550
ST-83	500	520 / 830
ST-83	650	520 / 830
ST-83	800	520 / 830
ST-120	500	800 / 1230
ST-120	650	800 / 1230
ST-120	800	800 / 1230

GTL / GTR

Plastic wheel / metal roller extendable conveyors

Rulliera estensibile con rotelle in plastica / rulli in metallo
Convoyeur extensibles a roulettes plastiques / rouleaux en acier
Ausziehbare bahnen mit Kunststoffrädchen / Metallrollen
Transportador extensible con roldanas de plástico / rodillos metálicos

SIAT
MAILLIS



Type Tipo Type Typ Tipo	W	L	Capacity Kg/Mt Portata Kg/Mt Capacité Kg/Mt Belastung Kg/Mt Capacidad Kg/Mt	
			Close	Open
GTL/3	400	1400 / 4500	40 kg	30 kg
GTL/3	500	1400 / 4500	40 kg	30 kg
GTL/3	650	1400 / 4500	40 kg	30 kg

Type Tipo Type Typ Tipo	W	L	Capacity Kg/Mt Portata Kg/Mt Capacité Kg/Mt Belastung Kg/Mt Capacidad Kg/Mt	
			Close	Open
GTR/3	400	1400 / 4500	45 kg	35 kg
GTR/3	500	1400 / 4500	45 kg	35 kg
GTR/3	650	1400 / 4500	45 kg	35 kg




LE / 48 - 78 - 115 - 170

Legs with casters for GTL - GTR

Gambe con ruote per GTL - GTR
Pieds avec roues pour GTL - GTR
Stützen mit Rädern für GTL - GTR
Patas con ruedas para GTL - GTR

Type Tipo Type Typ Tipo	h min.	h max
LE-48	350	480
LE-78	500	780
LE-115	700	1150
LE-170	1000	1700



CT

Motorized belt conveyor

Trasportatore a tappeto motorizzato
Convoyeur a tapis motorisé
Angetriebene Teppich
Cinta transportadora motorizada

Type Tipo Type Typ Tipo	W	L	Total capacity Portata totale Capacité total Gesamte Belastung Capacidad total
CT-1	500	1000	100 kg
CT-2	500	2000	100 kg
CT-3	500	3000	120 kg
CT-4	500	4000	160 kg



SIAT
MAILLIS



CV

Idle wheel curves a 90°

Curve a rotelle folli a 90°
Courbes a roulettes libres a 90°
Kurve mit freien Rädchen a 90°
Curvas de ruedas libres a 90°

Type Tipo Type Typ Tipo	W	L	Internal ray Raggio interno Rayon interieur Innere Radius Radio interno	External ray Raggio esterno Rayon extérieur Äusserer Radius Radio externo	Capacity Kg/Mt Portata Kg/Mt Capacité Kg/Mt Belastung Kg/Mt Capacidad Kg/Mt
cv	500	570	700	1270	35 kg
cv	650	720	700	1420	35 kg



DV 90

Motorized roller diverter

Deviatore a rulli motorizzati
Déviateur a rouleaux motorisés
Angetriebene Rollenbahn
Desviador de cajas con rodillos motorizados

Type Tipo Type Typ Tipo	W	L	Capacity Kg/Mt Portata Kg/Mt Capacité Kg/Mt Belastung Kg/Mt Capacidad Kg/Mt
DV90-SX	655	905	20 kg
DV90-DX	655	905	20 kg

